

# LAMINEX® LAMINATE COLOUR PALETTE



Laminex®  
Inspire your space

## Laminex®

The Laminex laminate colour palette provides all the inspiration you need to create your perfect space no matter what your lifestyle. With over 140 design-leading decors reflecting the latest in international and local trends, Laminex has solutions for both residential and commercial interiors.

Stylish, durable and easy to clean, Laminex is backed by a 7 year limited warranty giving you complete confidence when it comes to choosing laminate.

**Laminate.**  
*your space, your style™*

## Laminex® Laminate

A hardwearing, stain and heat resistant product, Laminex laminate is available in a wide range of options, including solid colours, patterns and woodgrains.

The durable nature of Laminex laminate makes it ideal for horizontal or vertical applications such as benchtops, countertops, vanity tops, wall linings and any other surfaces where durability is important.

Laminex laminate is the perfect way to give interiors a distinctly modern edge and is sure to inspire your space.

## Laminex® Natural

The flattest and most popular of the Laminex finishes, Natural creates a warm effect.

## Laminex® Squareform®

A selected range of the Laminex® Colour Palette is available as Squareform®. Squareform can be postformed to a tighter radius allowing a seamless, deep square front edge. This means you can enjoy the modern appeal of a stone slab with the practical benefits and economy of a laminate benchtop.

## Laminex® Spark

If you're after something a little different, Laminex® Spark adds depth, dimension and shimmer to stone patterns and solid colours. This stunning effect varies in appearance depending on the angle the light hits it.

The striking realism of Laminex® Spark evokes the natural beauty of quartz grains embedded in stone. When used on solid colours, it adds flickers of light across the surface, bringing benchtops to life.

## Laminex® DiamondGloss®

Laminex® DiamondGloss® makes designs shine. This stunning collection of high gloss laminate offers you surfaces with brilliant lustre combined with exceptional scuff resistance making it ideal for commercial applications and residential benchtops.

A unique range of matching acrylic edging is available on selected colours to give you an authentic stone slab look with a durable edge.

## Popular benchtop profiles



**Rolled edge.** Laminex laminate can be rolled to a radius of 10mm for solid colours and 6mm for stones, abstract patterns and woodgrains, while Squareform® allows a tighter radius of 5mm. Very cost effective, a rolled edge is popular for kitchen benchtops.



**Square edge profile** is made by clashing the benchtop edge with a piece of the same laminate to create a true square edge.



**Acrylic edgetape** is available to match selected colours from the Laminex DiamondGloss range. Complementing the high gloss stone decors, acrylic edgetape creates a greater depth of colour. The durable, sleek, square edge finish creates the realistic look of a stone slab.





Wall panelling in Laminex® Innovations Tracery, Tribal Graphic and Laminex Juicy.




Cabinet panel in Laminex® Innovations Tracery.

# LAMINEX® LAMINATE COLOUR PALETTE

Key: **D** = DiamondGloss **I** = Innovations **N** = Natural

					
Polar White <b>D</b>	Polar White <b>SP</b>	White <b>N</b>	Fresh Snow <b>S</b>	Pure Mineralstone <b>N</b>	Pure Mineralstone <b>D</b>
					
Pure Calcite <b>S</b>	White Valencia <b>N</b>	White Valencia <b>D</b>	Alaskan <b>N</b>	Ice Veil <b>N</b>	Chalky Teak <b>N</b>
					
Ash White <b>N</b>	Abyssinian Stone <b>S</b>	New Ash Dust <b>S</b>	Peace Stone <b>S</b>	Cosmos <b>N</b>	Brook Pebble <b>S</b>
					
Sarsen Grey <b>N</b>	Antarctic Stone <b>S</b>	Morning Shale <b>N</b>	Pavement <b>D</b>	Pewter <b>N</b>	Hakata <b>N</b>
					
Oyster Grey <b>N</b>	Light Wengeblock <b>D</b>	Zincworks <b>N</b>	Basalt <b>S</b>	New Graphite <b>N</b>	Diamond <b>N</b>
					
Pure Clone <b>I</b>	Flute Silver <b>I</b>	Tracery <b>I</b>	Brushed Stainless Steel <b>I</b>	Bold Clone <b>I</b>	Tribal Graphic <b>I</b>


**S** = Squareform    **SP** = Spark



Parchment **N**



Sakkara Ivory **N**



New Antique White **N**




Sand Pebble **S**



Limestone **S**




Limestone **D**




Moleskin **N**



Catalana Marble **D**



Alpaca **N**



Pumice **N**



Avenue **N**



Mineral Harmony **S**



Platinum Micro **S**



Paper Bark **N**



Himalayan Stone **N**



Pearl Grey **N**



Husk **N**



Stipple Hemp **N**



Topaz Cluster **S**



Kashmir Granite **N**



Kashmir Granite **D**



Peruvian Clay **N**



Sorrel **N**



Cocoa Nougat **N**




Stipple Smoke **N**



Stipple Smoke **D**



Quicksand **S**



Jerusalem Stone **D**



Mushroom Linea **N**



Moose **S**



Baye **N**



Stipple Seal **S**



Avignon Walnut **N**



Lustrous Elm **N**



Ebony Bellezza **N**



Endula Macassar **D**





Seasoned Oak **N**



Oyster Linea **N**



Whitewashed Oak **N**



Sandy Birch **N**




Dansk Maple **N**



Sublime Teak **N**



Bleached Wenge **N**



Sensation **N**



Olympia Yellow **N**



Mandarin **N**



Copper Crossroads **I**



Natural Zebrano **N**



Washboard **N**




Scribe **N**




Olympia Red **N**



Energy Stream **N**



Jalapeno **N**



Tribal Flame **I**



Espresso **N**



Domain **N**



Roman Marble **S**



Roman Marble **D**



Nocturne Oak **N**



Ebony Macassar **N**



Fossil **N**



Licorice Linea **N**



Espresso Ligna **N**



Burnished Wood **N**



Ebony Marble **S**



Ebony Marble **D**



Onyx Cluster **S**



Onyx Cluster **SP**



Jet Terrazzo **S**



Jet Terrazzo **D**



Black Marble **N**




Black Marble **D**



Sassi **N**



Sphinx **N**



Juicy **N**



Norfolk Granite **N**



Smoke Granite **N**



Eclipse **N**



Eggplant **N**



Purely Purple **N**



Raspberry **N**



Evening Shale **N**



Alluvial Stone **N**



River Pebble **N**




Peacock **N**




Teal **N**



Hydra Mesh **N**



Deep Sea **N**



Blue Pearl Granite **N**



Greystone **N**



Brescia **N**



China Blue **N**



Royal **N**



Midnight **N**



Royal Integra **N**



Andalucian Marble **D**



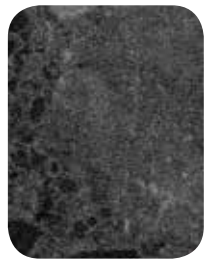
Blackened Linewood **N**



Lava Mineralstone **D**



Jordan Stone **S**




Vulcan Stone **N**



Vulcan Stone **D**



Black Ironstone **D**



Charcoal **N**



Starlight **N**



Starlight **D**



Black **N**



Black **SP**



Black **D**



## Laminex® Innovations®

Laminex® Innovations® inspire your imagination. A stylish decorative laminate for vertical surfaces such as splashbacks, counter fronts and wall panelling, they turn even the simplest of ideas into the most extraordinary spaces.

You can select from contemporary decors featuring metallic and abstract design. With minimal effort, Innovations® can bring to life shop fittings, boutique accommodation, residential environments and office interiors.

## Laminex® Fire Retardant High Pressure Laminate (HPL) panel

Laminex® Fire Retardant HPL panel is an extremely durable panel, that is suitable for all wall linings where maximum fire resistance is important.

Available in selected Laminex colours, when tested in accordance with the New Zealand Building Code Verification Method C/VM2 Appendix A, Laminex® Fire Retardant for wall linings returns a Group 1-S rating.

***Refer to the Laminex availability guide for further range and availability information.***





Benchtop in Laminex® Solid Surface Cumulus



Wall in Laminex® Designed Timber Veneer Blackbean Wave



Laminex® Compact Polar White



Benchtop in Laminex® Fusion



Wall in Laminex® Aquapanel Polar White Large Tile

## Complementary Laminex® products

**Laminex® Fusion** allows you to create a truly unique look. Choose from over 250 designs that include everything from playful children's designs to niche food images to contemporary patterns and textures inspired by nature.

**Laminex® Aquapanel®** is a wet area panel that is aesthetically pleasing and immensely practical. Ideal for wall panelling, splashbacks, partitioning, bathroom and shower recess panelling, and laundry walls.

**Laminex® Timber Veneer** provides a sophisticated and environmentally friendly alternative to solid wood, whilst being rich in colour and character. Perfect for cabinetry and wall lining applications.

**Laminex® Compact** is a durable decorative panel that is strong, self supporting and moisture resistant. Laminex Compact is ideal for applications where high impact resistance is important, such as shower and toilet cubicles, interior wall linings, benchtops, lockers, office furniture and cabinets.

**Laminex® Solid Surface** is 100% acrylic and can be thermoformed to realise designs with seamless joins. The flexibility of Laminex Solid Surface makes it ideal for both residential and commercial, horizontal and vertical applications including benchtops, countertops, reception desks and commercial bars.

**Visit [laminex.co.nz](http://laminex.co.nz) for full information on all ranges.**





Cover: Main benchtop in Laminex Jordan Stone, rear benchtop in Laminex Fresh Snow, cabinetry in Laminex Bleached Wenge.

**Laminex**<sup>®</sup>  
Inspire your space

This publication is printed using vegetable based inks and environmentally responsible papers.



For a free sample chip call **0800 99 99 39**. For more information visit [laminex.co.nz](http://laminex.co.nz) or call **0800 303 606**.

Laminex New Zealand<sup>®</sup>. A division of FLETCHER BUILDING PRODUCTS LTD. The colours of the photographs depicted in this brochure are as close to the Laminex range as photographic lighting and modern printing processes allow. Note: Colour/finish combinations are subject to availability. Colour/finishes shown are available at the time of publication, but may be withdrawn. Laminex laminates, Aquapanel, Solid Surface and Timber Veneer are marketed, distributed and manufactured by Laminex New Zealand<sup>®</sup>. Dark colours and gloss finishes require more care and maintenance than light-coloured and lower-gloss surfaces. Laminex New Zealand<sup>®</sup> recommends the use of laminate cleaning products for dark colours and gloss finishes, please visit [laminex.co.nz](http://laminex.co.nz) for specific care and cleaning information. Please note that in certain lights or from different angles wipe down marks may be visible. The Laminex laminates, Aquapanel, Solid Surface and Timber Veneer decors are no different than any other material in that darker colours will always show scratches and superficial wear and tear more readily than lighter colours. Laminex laminates, Aquapanel, Solid Surface and Timber Veneer decors should be protected from strong, direct sunlight as continuous exposure may cause discolouration or fading to the surface over time. Please obtain a copy of the terms and conditions of the Laminex 7 year limited warranty from Laminex New Zealand<sup>®</sup> or visit our website. This warranty is in addition to any rights that may exist under the Consumer Guarantees Act (1993).

TLG3112 09/14